
companyinteriors

Company Interiors - Methuen Park

CONCEPT DESIGN

SCOPE OF WORKS

- Ground Floor-

Reception
Core Area
Male WCs
Female WCs

- First Floor -

Core Area
Male WCs
Female WCs

- Second Floor -

Core Area
Male WCs
Female WCs

Reception – Existing Photos



FF & SF Core – Existing Photos



Balustrade replaced



Carpet removed

Lighting removed and upgraded



Lay-in grid ceiling replaced with MF ceiling



Skirtings painted/ replaced



Doors replaced/ refurbished

GF Core – Existing Photos



Lay-in grid ceiling replaced with MF ceiling

Wall and door removed


Skirtings painted/ replaced



Floor tiles removed



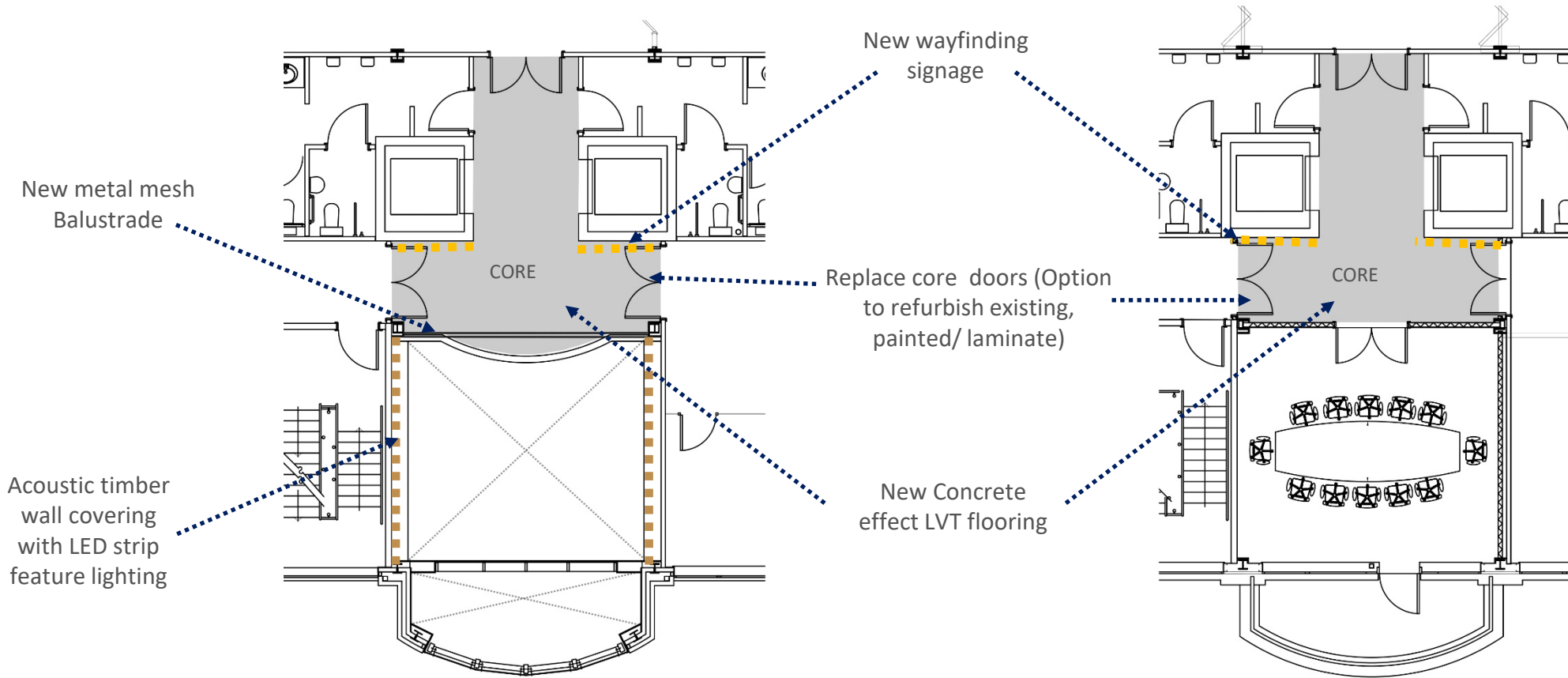
Lighting removed and upgraded



Replace doors (Option to refurbish existing)



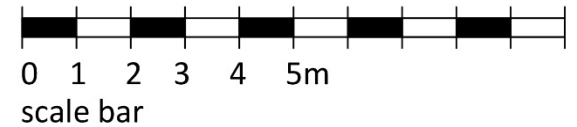
Reception & GF Core – Option 1 Proposed Plan



FF Proposed Plan- Option 1

SF Proposed Plan- Option 1

- New lighting throughout core areas.
- Lay-in grid ceiling to core area to be replaced with plasterboard MF ceiling.



Reception & Cores – Mood Images Option 1



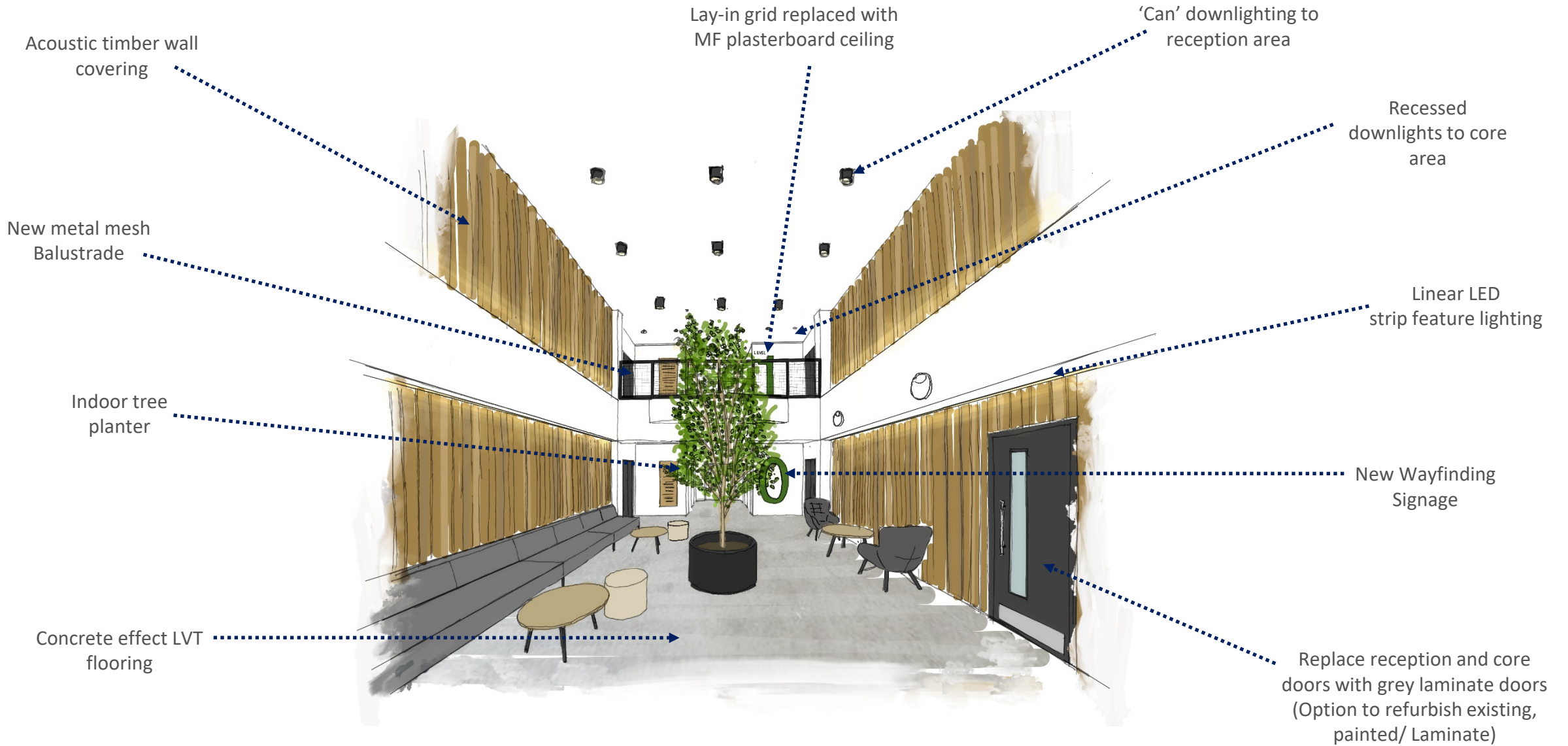
Light/ Natural wood tones



Planting and greenery








Reception & Core – Option 1 Sketch Visual










Reception & Core – Option 1 Finishes

1. Timber battens with acoustic material behind
2. Black 'Can' downlights
3. Powder coated metal mesh balustrade
4. Linear Led strip feature lighting
5. Entrance matting (bamboo scraper bar)
6. Moss wall
7. Concrete effect LVT flooring
8. Vinyl Wall Signage
9. Timber panel wayfinding signage



Reception & Core – Option 1 Finishes

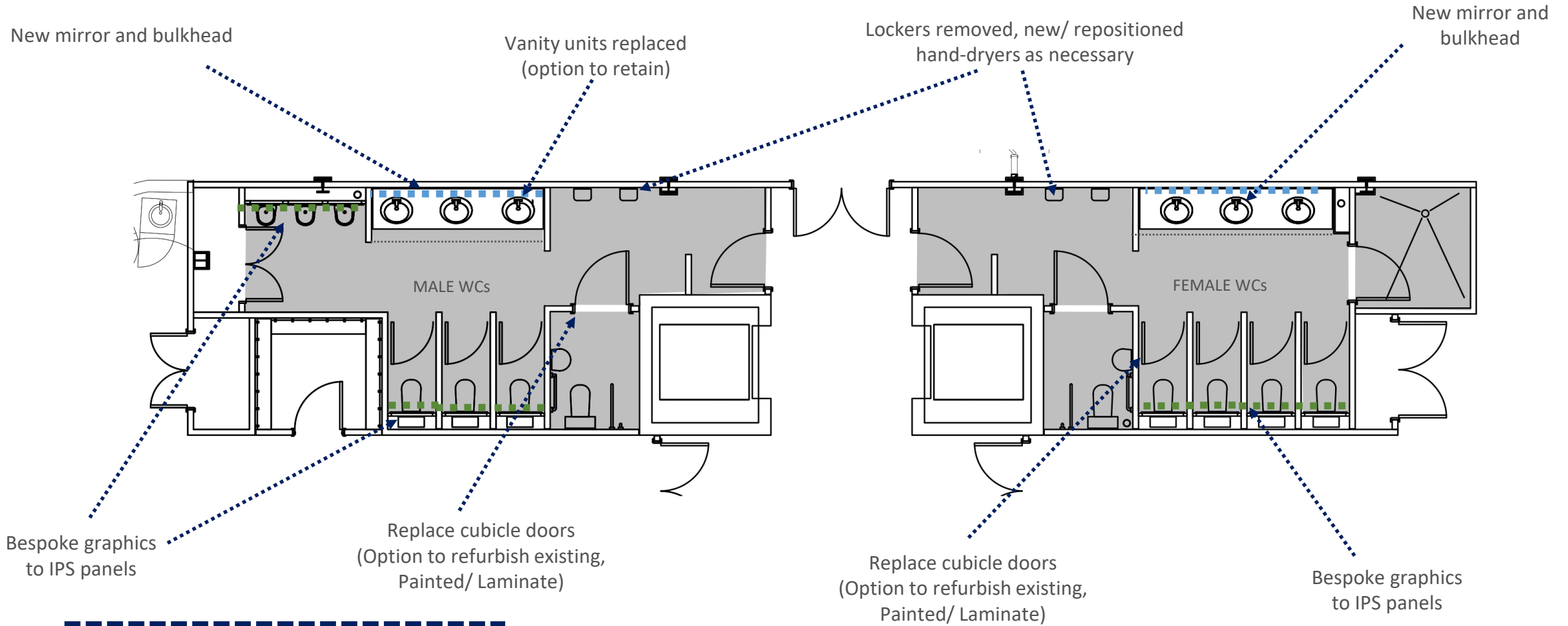
1. Tubular suspended pendant, feature light
2. Black solid surface, wayfinding signage
3. Entrance Matting (Metal scraper bar)
4. Linear Led strip feature lighting, slot detail.
5. Powder coated metal mesh balustrade
6. Acoustic panels, wall covering
7. Vinyl Wall Signage
8. Up and down wall lights.
9. Timber effect LVT flooring



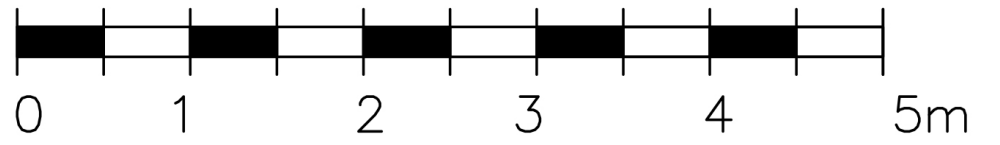
Typical WCs – Existing Photos



Reception & GF Core – Option 2 Proposed Plan



- Flooring Tiles replaced throughout
- Wall Tiles replaced throughout (option to retain existing)
- New plasterboard MF ceiling (option for new micro look lay-in grid ceiling)
- New lighting throughout



Typical WCs – Mood Images Option 1



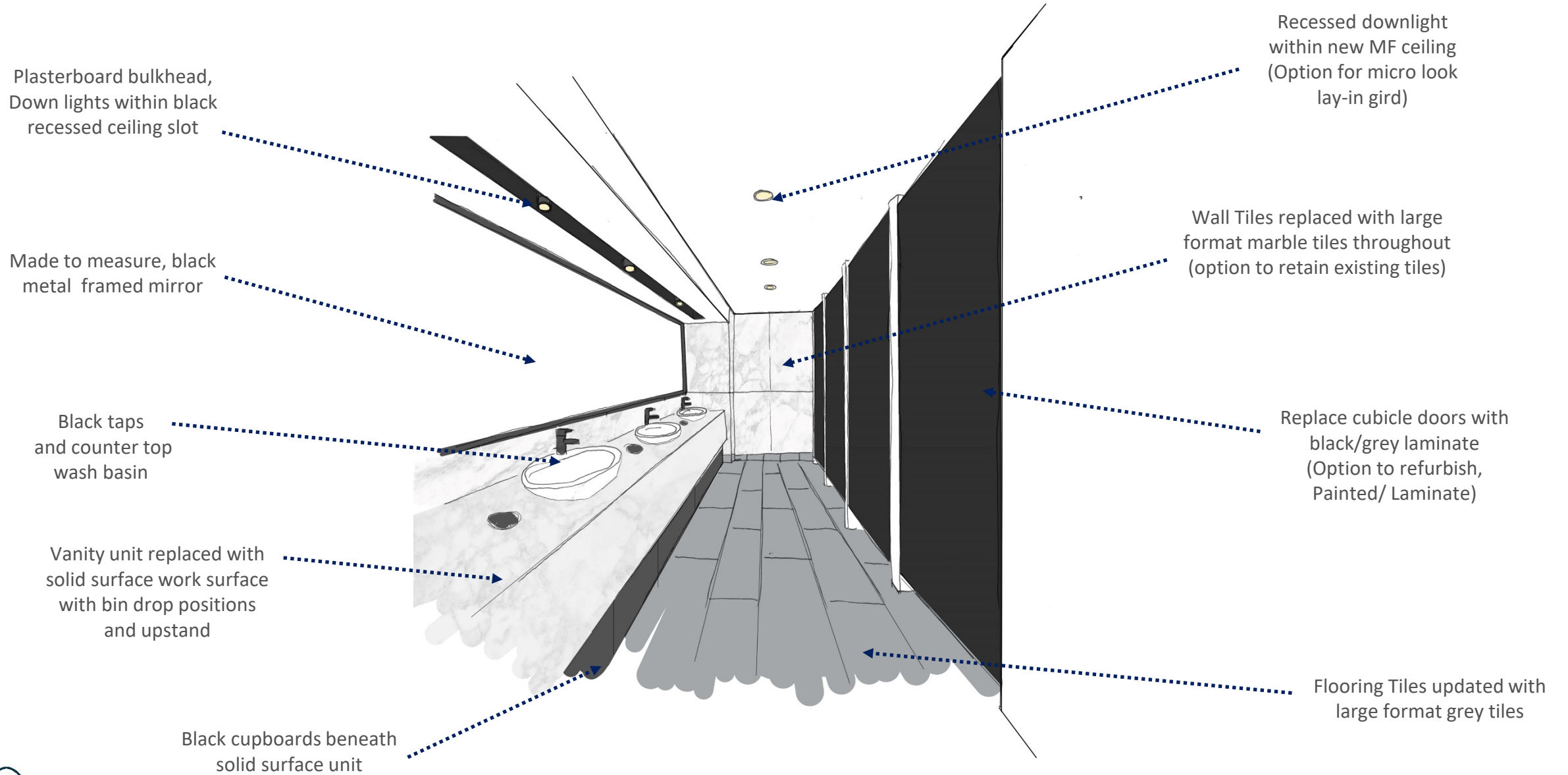
Monochrome



Sleek/ Marble



Typical WCs – Option 1 Sketch Visual



Typical WCs – Option 1 Sketch Visual

Bespoke graphics to existing IPS panels

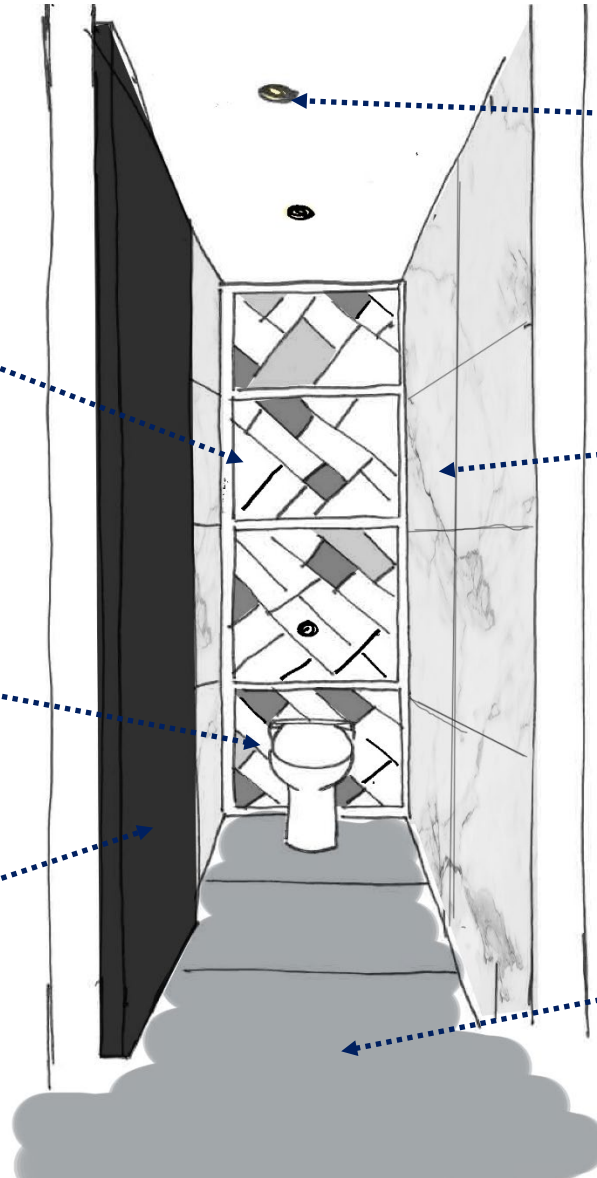
Toilet and cistern retained

Replace cubicle doors with black/grey laminate (Option to refurbish, Painted/ Laminate)

Recessed downlight within new MF ceiling (Option for micro look lay-in grid)

Wall Tiles replaced with large format marble tiles throughout (option to retain existing tiles)

Flooring Tiles updated with large format grey tiles



1. Large format marble wall tiles
2. Matt black taps
3. Countertop wash basin
4. Down lights within black recessed ceiling slot
5. Bespoke graphics to IPS
6. Solid surface vanity worktop
7. Made to measure black metal frame mirror
8. Large format grey floor tiles
9. Dyson Airblade

